

A decorative border of colorful handprints in various colors (red, green, yellow, orange, blue, purple, pink, cyan) surrounds the central text.



















**GATES CHILI CENTRAL SCHOOL DISTRICT**

# **Countdown to Kindergarten Activities Calendar 2021**



The months leading up to kindergarten are an exciting time. We hope your family will enjoy this calendar of fun activities as you count down to kindergarten together!

Gates Chili Central School District  
Early Childhood Committee

SUNDAY	MONDAY	TUESDAY	WEDNESDAY	THURSDAY	FRIDAY	SATURDAY
	<b>1</b> Read to your child for 20 minutes. 	<b>2</b> Ask your child to sing their favorite song. 	<b>3</b> Visit the library to look for books about St. Patrick's Day. 	<b>4</b> March around the house looking for things that are <b>GREEN</b> .	<b>5</b> Cut small, medium and large circles. Have your child glue them to paper to make a snowman. 	<b>6</b> Go outside! Build a snowman, if you have snow. 
<b>7</b> Talk to your child about a time that you played in the snow when you were young. 	<b>8</b> March around the house and count how many windows, steps on the stairs, number of chairs, etc. <b>1 2 3 4</b>	<b>9</b> Sprinkle salt on an ice cube, place a thread on top. Wait a minute, then lift the thread. 	<b>10</b> Look through junk mail with your child. Can they find letters that they know? <b>A B C D</b>	<b>11</b> Tape a <b>BLUE</b> and <b>YELLOW</b> crayon together and have your child color with it...it makes <b>GREEN!</b>	<b>12</b> Have your child sort coins by size. 	<b>13</b> Demonstrate how to cough into your elbow, so you don't spread germs. 
<b>14</b> Follow a recipe and make something to share. 	<b>15</b> Hide pennies in a room and have your child pretend they are a leprechaun looking for their gold. 	<b>16</b> Write a large "1" and next to the number, put one little ball of Playdoh. Repeat with <b>2-5</b> .	<b>17</b> 	<b>18</b> Bath Time! Have your child practice drawing shapes, letters or numbers with suds. <b>N 2 P</b>	<b>19</b> Have your child pick out their own outfit and dress themselves. 	<b>20</b> <b>The First Day of Spring</b> 
<b>21</b> March around the house looking for things that are shaped like a square. 	<b>22</b> Ask your child to move like these animals – rabbit, horse, frog, bear, penguin. 	<b>23</b> Name different colors of objects. Take one object away and have them tell you what color is missing?	<b>24</b> Visit the library to look for books about Spring. 	<b>25</b> Look for the number "9" in grocery store ads.	<b>26</b> Play in a sink of warm, soapy water. 	<b>27</b> Arrange a play date. 
<b>28</b> Look for the number "4" in grocery ads. Have your child point or circle them.	<b>29</b> Have your child draw a self-portrait. 	<b>30</b> Talk to your child about whether March came in like a lion and went out like a lamb? 	<b>31</b> Teach your child how to set the table. 			

SUNDAY	MONDAY	TUESDAY	WEDNESDAY	THURSDAY	FRIDAY	SATURDAY
				<p><b>1</b> Go outside and collect some rocks. Then talk about how they are the same or different. </p>	<p><b>2</b> Invite your child to look outside and tell you what the weather looks like? Is it cloudy , sunny , or rainy ?</p>	<p><b>3</b> Pick up cotton balls with tweezers or kitchen tongs. Then try to pick them up with your toes!</p>
<p><b>4</b> <b>Easter</b></p> 	<p><b>5</b> Read a book to your child and have them show you how to hold the book. </p>	<p><b>6</b> Cut apart the letters of your child's name and have them put them back in the correct order. <b>N A M E</b></p>	<p><b>7</b> Have your child cut out pictures from a magazine or ad. </p>	<p><b>8</b> Have your child count their snack such as pretzels, goldfish, grapes etc. </p>	<p><b>9</b> Take a trip to the library and find a joke book. Tell each other a good joke. </p>	<p><b>10</b> With your child, find words that start with the same sound as their name: Sam, soap, and sandwich. <b>S</b></p>
<p><b>11</b> Ask your child to crab walk to the tub. </p>	<p><b>12</b> Praise your child for saying <b>"Please and Thank you."</b></p>	<p><b>13</b> Point out numbers on license plates. <b>1 2 3 4</b></p>	<p><b>14</b> Sing "Head, Shoulders, Knees and Toes" with your child. </p>	<p><b>15</b> Put a bunch of letters on a wall, turn out the lights and have your child point a flashlight at them and name them. </p>	<p><b>16</b> Make "binoculars." Take two empty toilet paper rolls and tape them together. </p>	<p><b>17</b> Plan a meal with your child. Have them cut out pictures of food  and tape/glue to paper plate.</p>
<p><b>18</b> Clap out the rhythm of your name and have your child do the same. Then try other people's names. <i>Jon-a-thon, La-toy-a</i></p>	<p><b>19</b> Have your child look for the letters in their name in the junk mail. <b>A B C D</b></p>	<p><b>20</b> Take a walk and talk about why it's not good to litter. Maybe pick up some litter and show them how to put in the trash.</p>	<p><b>21</b> Plan a play date. </p>	<p><b>22</b> <b>Earth Day</b> </p>	<p><b>23</b> Have your child sort the laundry into piles of colors and whites. </p>	<p><b>24</b> Go for a hike on a nature trail at one of our local parks! </p>
<p><b>25</b> With your finger, draw letters on your child's back and have them guess. </p>	<p><b>26</b> Have your child practice writing numbers in pudding or shaving cream. </p>	<p><b>27</b> See if your child can tell you who lives with them. </p>	<p><b>28</b> Make a map of your house. Have your child trace paths from room to room. </p>	<p><b>29</b> Have your child jump with two feet over puddles or pillows. </p>	<p><b>30</b> Have your child help with laundry by matching socks. </p>	

SUNDAY	MONDAY	TUESDAY	WEDNESDAY	THURSDAY	FRIDAY	SATURDAY
      						<p><b>1</b> Read a story to your child and have them retell it to you.</p> 
<p><b>2</b> Look for things that are <b>RED</b> in the house or outside.</p>	<p><b>3</b> Invite your child to think about things that start with their first initial. <b>T</b></p> 	<p><b>4</b> Together, find items in the house that rhyme!</p>  	<p><b>5</b> Invite your child to draw letters and numbers on the sidewalk in chalk.</p> 	<p><b>6</b> Together, use objects from around the house to make different sounds.</p> 	<p><b>7</b> Make a card for mom or grandma.</p> 	<p><b>8</b> Check out the Lilac Festival and talk about the different plants flowering.</p> 
<p><b>9</b></p>  <p>© 2012 Pixabella.</p>	<p><b>10</b> Have your child find three things longer than their foot and three that are shorter.</p> 	<p><b>11</b> Invite your child to find coins hidden in a container of rice or sand!</p> 	<p><b>12</b> Play "War" with a deck of cards to reinforce number comparisons.</p> 	<p><b>13</b> Play follow the leader! Let your child copy you; then copy your child.</p> 	<p><b>14</b> Help your 4 child learn the name of the street they live on.</p> 	<p><b>15</b> Plan a play 5date!</p> 
<p><b>16</b> Place an item in a paper bag. Have your child ask yes/no questions to guess what's in the bag.</p> 	<p><b>17</b> Play "I Spy!" Look for squares, circles, rectangles and triangles.</p> 	<p><b>18</b> Read a book together. Find matching uppercase and lowercase letters.</p> <p><b>A a</b></p>	<p><b>19</b> Cover a table with foil. Invite your child to write in shaving cream!</p> 	<p><b>21</b> Discuss and practice ways to save energy at home.</p> 	<p><b>22</b> Go outside at night and look at the stars.</p> 	<p><b>23</b> Look through the junk mail for the number <b>5</b>.</p> <p><b>5 5</b></p>
<p><b>24</b> Play <i>Simon Says</i>. Have your child draw a flag.</p> <p><b>30</b></p>	<p><b>24</b> Can your child tell you their full name?</p> <p><b>31</b> Memorial Day</p> 	<p><b>25</b> Have your child help with laundry by putting clothes in washer, naming each one.</p> 	<p><b>26</b> Have your child make letters with Playdoh.</p> <p><b>Aa</b></p>	<p><b>27</b> Go outside and play catch.</p> 	<p><b>28</b> Teach and sing the alphabet song with your child.</p> <p><b>ABCD</b></p>	<p><b>29</b> Scavenger Hunt! Hide some items and make clue cards to help your child find them.</p>



SUNDAY	MONDAY	TUESDAY	WEDNESDAY	THURSDAY	FRIDAY	SATURDAY
		<p><b>1</b> Fill a bowl with water. Invite your child to drop items in to see if they sink or float</p>	<p><b>2</b> Give your child a magazine and a pencil. Look for these letters: <b>K, B, R</b> and <b>Z</b>.</p>	<p><b>3</b> Have your child practice writing uppercase letters.</p>	<p><b>4</b> Gather flowers on a nature walk and press them between two books.</p>	<p><b>5</b> Take pictures! Have your child make up a caption for each one.</p>
<p><b>6</b> How many jumping jacks can you do?</p>	<p><b>7</b> Read a story before going to bed. Make up a new ending.</p>	<p><b>8</b> Who can stand on one foot the longest?</p>	<p><b>9</b> Have your child help you write a grocery list. Go shopping together.</p>	<p><b>10</b> As you drive, ask your child to look for “<b>3</b>”’s in license plates.</p>	<p><b>11</b> Have your child draw a picture of your home.</p>	<p><b>12</b> As you drive, ask your child to count how many flags they see?</p>
<p><b>13</b> Trace letters into your child’s palm. Have them guess the letters.</p>	<p><b>15 FLAG DAY</b></p>	<p><b>16</b> How many <b>BLUE</b> things can your child find outside? Have him/her draw them.</p>	<p><b>17</b> Have your child make a card for Dad or Grandpa.</p>	<p><b>18</b> Read a story. Invite your child to retell it in their own words.</p>	<p><b>19</b> Play a board game together!</p>	<p><b>20</b> Have your child draw portraits of each family member.</p>
<p><b>20</b> HAPPY FATHER'S DAY!</p>	<p><b>21</b> Put 5-10 items in a Ziploc bag. Ask your child to guess how many there are. Then count them together.</p>	<p><b>22</b> Walk outside in bare feet on different surfaces: grass, puddles, sand, decking. How do they feel: hot, cold, smooth, rough?</p>	<p><b>23</b> Turn off the lights and read together by flashlight.</p>	<p><b>24</b> Have your child draw a rainbow. Name a fruit for each color.</p>	<p><b>25</b> Plant some seeds together! Count the seeds and watch how much the plants grow daily.</p>	<p><b>26</b> Invite your child to blow some bubbles!</p>
<p><b>27</b> Bake cookies together! Count them when they are done.</p>	<p><b>28</b> Invite your child to cut out things that he/she likes to eat out of grocery ads.</p>	<p><b>29</b> Have your child tear the junk mail into strips.</p>	<p><b>30</b> Invite your child to sort coins by their size.</p>			

SUNDAY	MONDAY	TUESDAY	WEDNESDAY	THURSDAY	FRIDAY	SATURDAY
				<b>1</b> Make a pattern with garage sale stickers or colored pom poms. Have your child tell you what comes next. <b>XOX_XO</b>	<b>2</b> Play with a balloon by tapping it and trying to keep it up in the air. 	<b>3</b> Have your child sort the silverware by size and shape. 
<b>4</b> 	<b>5</b> Make a Venn diagram with your names. 	<b>6</b> Practice counting aloud to 20 while driving in the car. <b>1 2 3 4</b>	<b>7</b> Invite your child to draw shapes: square  , circle  , rectangle  and triangle  .	<b>8</b> Move like different animals: bear  , snake  , duck  , horse  , bunny  .	<b>9</b> With your child, think of words that rhyme with bat. 	<b>10</b> Make a set of cards <b>1-10</b> . Shuffle them and ask your child to put the numbers in order."
<b>11</b> Think of words that begin with these letter sounds: <b>J, S, W</b>	<b>12</b> Visit the library! Find a book on farm animals. 	<b>13</b> Invite your child to draw his/her favorite farm animal. 	<b>14</b> Sing "Itsy Bitsy Spider" with your child. 	<b>15</b> Clap the syllables in a farm animal name. Horse  pig-let 	<b>16</b> Try different ways of walking: giant steps, baby steps, tip-toeing, backwards, on heels. 	<b>17</b> Invite Your child to look for things that are <b>YELLOW</b> while driving in the car.
<b>18</b> Do a puzzle. 	<b>19</b> Invite your child to cut out shapes! 	<b>20</b> Go outside and roll like a log and do a somersault! 	<b>21</b> Write your child's name with a highlighter and have them trace it. 	<b>22</b> Play with Playdoh! Make letters with it or cut it with scissors! 	<b>23</b> Label objects in your child's room. Have your child read the words. 	<b>24</b> Show your child how to make their bed. 
<b>25</b> Put number cards on the wall. Have your child use a flashlight to point to them in the correct order. 	<b>26</b> Ask your child questions that begin with <b>who</b> , <b>what</b> , <b>when</b> and <b>where</b> .	<b>27</b> Read aloud to your child. Move your finger under the words as you say them. 	<b>28</b> Does your child know how to blow their nose? If not, show them. 	<b>29</b> Plan a play date! 	<b>30</b> Cut out a large "M" and have your child draw pictures of things that start with "M." 	<b>31</b> Give your child specific one-step and then two-step directions and encourage him/her to follow through.

SUNDAY	MONDAY	TUESDAY	WEDNESDAY	THURSDAY	FRIDAY	SATURDAY
<p><b>1</b> Take a walk and point to sights along the way. Ask your child to tell you what sound it begins with.</p>	<p><b>2</b> Have your child solve a riddle: "I am thinking of something that rhymes with red. You sleep on it."</p>	<p><b>3</b> Have your child take out the garbage.</p> 	<p><b>4</b> Have your child tell how they and a good friend are alike and different.</p> 	<p><b>5</b> Pick up various objects. Which one weighs more?</p> 	<p><b>6</b> Read a book about your child's favorite insect and look for it in your yard.</p> 	<p><b>7</b> Have your child practice writing their name in shaving cream.</p> 
<p><b>8</b> Go outside and play hopscotch!</p> 	<p><b>9</b> Visit the library!</p> 	<p><b>10</b> Read a story to your child and discuss whether or not the story could really happen.</p>	<p><b>11</b> Have your child cut out the letters of the alphabet from the newspaper and put them in order.</p>	<p><b>12</b> Make a grocery list with your child. Allow them to try to find the items in the store.</p>	<p><b>13</b> Visit your child's school and play on the playground.</p> 	<p><b>14</b> Play a board game!</p> 
<p><b>15</b> Ask your child what street you live on.</p> 	<p><b>16</b> Practice counting aloud to 20 while driving.</p> <p>1234</p>	<p><b>17</b> Play with Playdoh!</p> 	<p><b>18</b> Have your child wheelbarrow walk.</p> 	<p><b>19</b> Sing the alphabet song!</p> <p>ABCD</p>	<p><b>20</b> Practice how to put on a coat and zip it.</p> 	<p><b>21</b> Plan a play date!</p> 
<p><b>22</b> With your child think of words that rhyme with PIG.</p> 	<p><b>23</b> Look in the grocery ads for the number "6" and circle.</p>	<p><b>24</b> Read a story to your child and have them retell it in their own words.</p> 	<p><b>25</b> Go outside and play catch!</p> 	<p><b>26</b> Have your child clean up their room.</p> 	<p><b>27</b> Have your child tell a story by drawing pictures.</p> 	<p><b>28</b> Have your child help you turn your socks right side out.</p> 
<p><b>29</b> Go outside at night and count how many fireflies you can see.</p> 	<p><b>30</b> Have your child think of words that begin with these letter sounds: <b>P</b>, <b>B</b>, <b>T</b>.</p>	<p><b>31</b> Say part of the alphabet, stopping in the middle. When you stop, have your child say the next letter.</p>	<p> <b>This month you will attend School Bus Orientation and Kindergarten Orientation!</b> </p>			

Register for kindergarten online at  
[gateschili.org/Kindergarten](https://gateschili.org/Kindergarten)



**NEIL ARMSTRONG**  
ELEMENTARY SCHOOL

3273 Lyell Ave  
247-3190



**WALT DISNEY**  
ELEMENTARY SCHOOL

175 Coldwater Road  
247-3151



**FLORENCE BRASSER**  
ELEMENTARY SCHOOL

1000 Chili Center Coldwater Road  
247-1880



**PAUL ROAD**  
ELEMENTARY SCHOOL

571 Paul Road  
247-2144